

Level Test for Beginners 2

Directions: This is a level test Basic. Follow your teacher and proceed to the test. Your teacher will give you a score after the test. The total score is **30 points**.

คำสั่ง: นี่คือการทดสอบขั้นพื้นฐาน กรุณาทำตามคำแนะนำของคุณครูและดำเนินการทดสอบ
คุณครูจะให้คะแนนหลังการทดสอบเสร็จสิ้น คะแนนรวมคือ 30 คะแนน











Test 1 | Reading Words and Sentences Aloud

 5 points  2 minutes

Directions: Read the words and sentences below aloud. 1 minute is given to finish reading all the words and sentences.

คำสั่ง: กรุณาอ่านคำศัพท์และประโยคด้านล่างนี้ด้วยเสียงดังฟังชัด
โดยอ่านคำศัพท์และประโยคทั้งหมดภายในเวลา 1 นาที

Part 1

 goal	 gain	 budget	 market	 payment
 plan	 loss	 limit	 offer	 refund

Part 2

agenda	confirmation	finance	balance	manage
comparison	economy	decision	checkbook	estimate

Part 3

Our budget is very tight this year.
Their product is on the market.
Can I get a refund?
The economy nowadays is very bad.
They had to make a hard decision.

Definition of the points:

<i>Point</i>	Description	Definition
<i>0</i>	Needs to study from the basic	No answer.
<i>1</i>	Needs much more improvement	Hardly pronounced properly.
<i>2</i>	Needs more improvement	Spoken poorly, and there are many mistakes in pronunciation.
<i>3</i>	Good	Spoken normally but there are some mistakes in pronunciation.
<i>4</i>	Very Good	Spoken rather fluently and there are just a few mistakes in pronunciation.
<i>5</i>	Excellent	Spoken fluently and there is no mistake in pronunciation.

Test 2 | Reading an Article Aloud

 5 points  5 minutes

Directions: Read the article below silently. 1 minute is given to you. After that, your teacher will give you a cue. Read it aloud. 3 minutes are given to finish reading.

คำสั่ง: อ่านบทความด้านล่างนี้ไม่ออกเสียง โดยกำหนดเวลา 1 นาที หลังจากนั้น คุณครูจะให้คำแนะนากับคุณ อ่านออกโดยกำหนดเวลา 3 นาทีในการอ่านบทความ

Financial Literacy Skills Last a Lifetime

Math is an important part of every education. How to use math for planning a budget or managing money, however, is not often in the curriculum.

Some schools are starting to provide this training by having a financial literacy program that is designed to give young people money skills that will last a lifetime.

Students in the class are dealing with numbers, but they are not studying math. They are learning basic, important information about finances.

One of the most important lessons is how to save money and make better financial decisions.

In this class, kids learn how to set priorities and make better financial decisions. That, of course, is not always easy.

Teachers teach their students about the financial mistakes many adults make. These are mistakes that can create a lot of debt. Balancing a checkbook is one basic task that can help young and old manage their money.

SOURCE: <http://learningenglish.voanews.com/content/skills-of-financial-literacy-last-a-lifetime/2657111.html>

Definition of the points:

<i>Point</i>	<i>Description</i>	<i>Definition</i>
<i>0</i>	Needs to study from the basic	No answer.
<i>1</i>	Needs much more improvement	Hardly pronounced properly.
<i>2</i>	Needs more improvement	Spoken poorly, and there are many mistakes in pronunciation.
<i>3</i>	Good	Spoken normally but there are some mistakes in pronunciation.
<i>4</i>	Very Good	Spoken rather fluently and there are just a few mistakes in pronunciation.
<i>5</i>	Excellent	Spoken fluently and there is no mistake in pronunciation.

Test 3 | Answering Questions

 5 points  3 minutes

Directions: Your teacher will ask you 4 questions about the article above. Answer these questions.

30 seconds are given to answer each question. You can look at the article when you answer.

คำสั่ง: คุณครูจะถามคำถาม 4 ข้อเกี่ยวกับบทความด้านบน ตอบคำถามโดยกำหนดเวลาในการตอบคำถาม 30 วินาทีในการตอบคำถามแต่ละข้อ คุณสามารถอ่านบทความอีกครั้งในระหว่างการตอบคำถาม

Definition of the points:

<i>Point</i>	<i>Description</i>	<i>Definition</i>
<i>0</i>	Needs to study from the basic	No answer.
<i>1</i>	Needs much more improvement	Hardly answered.
<i>2</i>	Needs more improvement	Some of questions are answered but there are a lot of mistakes.
<i>3</i>	Good	Most questions are answered but there are some mistakes in the answers.
<i>4</i>	Very Good	All questions are answered but there are a few mistakes.
<i>5</i>	Excellent	All questions are answered perfectly including his/her opinion.

Test 4 | Describing a Picture**✍ 5 points ⌚ 3 minutes**

Directions: Look at the picture and the questions below. 30 seconds are given to you. After that, your teacher will give you a cue. Describe the picture. Use the questions below for help. 2 minutes are given to finish the description.

คำสั่ง: ดูรูปภาพและคำถามด้านล่างภายในเวลา 30 วินาที หลังจากนั้น

คุณครูจะให้คำแนะนำกับคุณเพื่ออธิบายรูปภาพ ใช้คำถามด้านล่างในการช่วยอธิบาย

กำหนดเวลาในการอธิบายรูปภาพ 2 นาที



Question 1) How are these people dressed?

Question 2) Where are these people?

Question 3) What are they all looking at?

Question 4) What do you think they might be doing?

Definition of the points:

<i>Point</i>	Description	Definition
0	Needs to study from the basic	No description.
1	Needs much more improvement	Described the picture by giving very few details: the student shows limited vocabulary and grammar knowledge.
2	Needs more improvement	Described the picture mentioning most items in the picture, but using very simple sentences.
3	Good	Described the picture well, in detail, but with some grammatical and pronunciation mistakes.
4	Very Good	Described the picture well, with only a few grammatical mistakes.
5	Excellent	Provided an accurate and grammatically correct description.

Test 5 | Conversation Questions **10 points**  **7 minutes**

Directions: Your teacher will ask you 3 questions. You will have 2 minutes to answer each question.

คำสั่ง: คุณครูจะถามคำถาม 3 ข้อ กำหนดเวลา 2 นาทีในการตอบคำถามในแต่ละข้อ

Definition of the points:

<i>Point</i>	Description	Definition
0	Needs to study from the basic	No answer.
2	Needs much more improvement	Hardly answered.
4	Needs more improvement	Answered the questions in a very simple way.
6	Good	Answered the questions, many grammatical mistakes.
8	Very Good	Answered the questions, few mistakes.
10	Excellent	Answered the questions perfectly.

Result | Your Score

🕒 3-5 minutes

Directions: Your teacher will give you the score. It represents your English speaking level. If you want to take the review lesson for this level test, ask your teacher to do it in your next lesson.

คำสั่ง: คุณครูจะให้คะแนน ซึ่งผลคะแนนนี้แสดงให้เห็นถึงระดับการพูดภาษาอังกฤษของคุณ หากคุณต้องการทบทวนบททดสอบภาษาอังกฤษนี้อีกครั้ง คุณสามารถทำการทบทวนได้ในการเรียนครั้งต่อไปของคุณ

Score	ENG00 LEVEL	Description
0 - 5 points	ENG00 level 1	The student makes many pronunciation mistakes and cannot express him/herself easily or at all.
6 - 11 points	ENG00 level 2	The student can read with few pronunciation mistakes, good pace and intonation.
12 - 17 points	ENG00 level 3	The student can read with few pronunciation mistakes and use familiar everyday expressions and basic phrases.
18 - 23 points	ENG00 level 4	The student can introduce him/herself and others and can ask and answer questions about personal details.
24 - 27 points	ENG00 level 5	The student can understand sentences and communicate well with few grammatical mistakes.
28 - 30 points	ENG00 level 6	The student uses a wide range of vocabulary and constructs grammatically-correct sentences.

Thank you for taking this level test. We are hoping for your further improvement. Good luck!

Appendix | Timetable

 How to manage your time?

Directions: This level test is executed based on the following timetable.

คำสั่ง: การทดสอบระดับภาษานี้ดำเนินการบนพื้นฐานตารางเวลาดังนี้

Activity	Duration
Test 1	2 minutes
Test 2	5 minutes
Test 3	3 minutes
Test 4	3 minutes
Test 5	7 minutes
Result and simple review	3-5 minutes