

Speaking Test Basic 1















Directions: This is a speaking test Basic. Follow your teacher and proceed to the test. Your teacher will give you a score after the test. The total score is **30 points**.

Test 1 | Reading Words and Sentences Aloud

 **5 points**  **2 minutes**

Directions: Read the words and sentences below aloud. 1 minute is given to finish reading all the words and sentences.

Part 1

 other		 could		 city		 close		 lose
 rather		 old		 pity		 dose		 loose

Part 2

program	sympathy	because	effect	university
problem	company	become	different	century

Part 3

They want to go to the beach, but they are running out of time.
Andrew could read a book in a day.
Mary quit smoking last year.
Fortunately, he passed the exam.
I thought you would like to go with me.

Definition of the points:

<i>Point</i>	Description	Definition
0	Needs to study from the basic	No answer.
1	Needs much more improvement	Hardly pronounced properly.
2	Needs more improvement	Spoken poorly, and there are many mistakes in pronunciation.
3	Good	Spoken normally but there are some mistakes in pronunciation.
4	Very Good	Spoken rather fluently and there are just a few mistakes in pronunciation.
5	Excellent	Spoken fluently and there is no mistake in pronunciation.

Test 2 | Reading an Article Aloud **5 points**  **5 minutes**

Directions: Read the article below silently. You have 1 minute to read it. After that, your teacher will give you a cue. You will have 3 minutes to read the article aloud.

Visit to Cuba

US President Barack Obama is the first president to visit Cuba in 88 years. In his TV address to the people he said that it was time for the two countries to leave the past behind and start a new journey together towards brighter future. He expressed hope for the future relations of the two countries.

In his speech, President Obama said that he would not try to bring any changes to the people of the island and their lifestyle. But he said that citizens of Cuba deserve to be free and to speak their mind without fear. His speech was welcomed with loud applause from the audience.

During his 3-day visit President Obama attended many meetings and events, including a baseball game at the stadium in Havana.

Definition of the points:

<i>Point</i>	Description	Definition
0	Needs to study from the basic	No answer.
1	Needs much more improvement	Hardly pronounced properly.
2	Needs more improvement	Spoken poorly, and there are many mistakes in pronunciation.
3	Good	Spoken normally but there are some mistakes in pronunciation.
4	Very Good	Spoken rather fluently and there are just a few mistakes in pronunciation.
5	Excellent	Spoken fluently and there is no mistake in pronunciation.

Test 3 | Answering Questions

 5 points  3 minutes

Directions: Your teacher will ask you 4 questions about the article above. Answer these questions. 2 minutes are given to answer each question. You can look at the article when you answer.

Definition of the points:

<i>Point</i>	<i>Description</i>	<i>Definition</i>
0	Needs to study from the basic	No answer.
1	Needs much more improvement	Hardly answered.
2	Needs more improvement	Some of questions are answered but there are a lot of mistakes.
3	Good	Most questions are answered but there are some mistakes in the answers.
4	Very Good	All questions are answered but there are a few mistakes.
5	Excellent	All questions are answered perfectly including his/her opinion.

Test 4 | Describing a Picture**✎ 5 points ⌚ 3 minutes**

Directions: Look at the picture and the questions below. 30 seconds are given to you. After that, your teacher will give you a cue. Describe the picture. Use the questions below for help. 2 minutes are given to finish the description.



Question 1) Where is the girl?

Question 2) What is she doing?

Question 3) What does she look like?

Question 4) What can you see behind her?

Definition of the points:

<i>Point</i>	Description	Definition
0	Needs to study from the basic	No description.
1	Needs much more improvement	Described the picture by giving very few details: the student shows limited vocabulary and grammar knowledge.
2	Needs more improvement	Described the picture mentioning most items in the picture, but using very simple sentences.
3	Good	Described the picture well, in detail, but with some grammatical and pronunciation mistakes.
4	Very Good	Described the picture well, with only a few grammatical mistakes.
5	Excellent	Provided an accurate and grammatically correct description.

Test 5 | Conversation Questions

 10 points  7 minutes

Directions: Your teacher will ask you 3 questions. You will have 2 minutes to answer each question.

Definition of the points:

Point	Description	Definition
0	Needs to study from the basic	No answer.
2	Needs much more improvement	Hardly answered.
4	Needs more improvement	Answered the questions in a very simple way.
6	Good	Answered the questions, many grammatical mistakes.
8	Very Good	Answered the questions, few mistakes.
10	Excellent	Answered the questions perfectly.

Result | Your Score **3-5 minutes**

Directions: Your teacher will give you the score. It represents your Engoo English speaking level. If you want to take the review lesson for this speaking test, ask your teacher to do it in your next lesson.

Score	ENGOO LEVEL	Description
6 - 11 points	ENGOO level 2	The student can read with few pronunciation mistakes, good pace and intonation.
12 - 17 points	ENGOO level 3	The student can read with few pronunciation mistakes and use familiar everyday expressions and basic phrases.
18 - 23 points	ENGOO level 4	The student can introduce him/herself and others and can ask and answer questions about personal details.
24 - 27 points	ENGOO level 5	The student can understand sentences and communicate well with few grammatical mistakes.
28 - 30 points	ENGOO level 6	The student uses a wide range of vocabulary and constructs grammatically-correct sentences.

Thank you for taking this speaking test. We are hoping for your further improvement. Good luck!

Appendix | Time Table **How to manage your time?**

Directions: This speaking test is executed based on the following time table.

Activity	Duration
Test 1	2 minutes
Test 2	5 minutes
Test 3	3 minutes
Test 4	3 minutes
Test 5	7 minutes
Result and simple review	3-5 minutes