

Speaking Test Basic 3



















Directions: This is a speaking test Basic. Follow your teacher and proceed to the test. Your teacher will give you a score after the test. The total score is **30 points**.

Test 1 | Reading Words and Sentences Aloud

 **5 points**  **2 minutes**

Directions: Read the words and sentences below aloud. 1 minute is given to finish reading all the words and sentences.

Part 1

 remind		 distance		 telephone		 month		 loud
 lock		 expensive		 duck		 safe		 helpful

Part 2

structure	average	admire	damage	crash
dizzy	tooth	command	closed	class

Part 3

If you study hard, you will succeed!
The monitor of my computer is too bright.
He does not like to think about the future.
Many people do not like to eat bread.
I am looking for a cheap car.

Definition of the points:

<i>Point</i>	Description	Definition
0	Needs to study from the basic	No answer.
1	Needs much more improvement	Hardly pronounced properly.
2	Needs more improvement	Spoken poorly, and there are many mistakes in pronunciation.
3	Good	Spoken normally but there are some mistakes in pronunciation.
4	Very Good	Spoken rather fluently and there are just a few mistakes in pronunciation.
5	Excellent	Spoken fluently and there is no mistake in pronunciation.

Test 2 | Reading an Article Aloud **5 points**  **5 minutes**

Directions: Read the article below silently. You have 1 minute to read it. After that, your teacher will give you a cue. You will have 3 minutes to read the article aloud.

Possible Michelangelo Discovery

British researchers are studying two forgotten statues that they believe are the work of the Italian master Michelangelo.

The statues are one meter high and could be the only bronze statues made by Michelangelo. One of them looks like a drawing by one of Michelangelo's students. Researchers at Cambridge University have made the discovery last year.

"We've looked at all of this work - painting, sculpture and the surviving drawings and actually the works that are most similar to these bronzes are the works that he produced in the first decade of the 16th century" said Victoria Avery from Fitzwilliam Museum.

The researchers hope to come with a final answer in July, this year.

Definition of the points:

<i>Point</i>	Description	Definition
0	Needs to study from the basic	No answer.
1	Needs much more improvement	Hardly pronounced properly.
2	Needs more improvement	Spoken poorly, and there are many mistakes in pronunciation.
3	Good	Spoken normally but there are some mistakes in pronunciation.
4	Very Good	Spoken rather fluently and there are just a few mistakes in pronunciation.
5	Excellent	Spoken fluently and there is no mistake in pronunciation.

Test 3 | Answering Questions **5 points**  **3 minutes**

Directions: Your teacher will ask you 4 questions about the article above. Answer these questions. 2 minutes are given to answer each question. You can look at the article when you answer.

Definition of the points:

<i>Point</i>	Description	Definition
0	Needs to study from the basic	No answer.
1	Needs much more improvement	Hardly answered.
2	Needs more improvement	Some of questions are answered but there are a lot of mistakes.
3	Good	Most questions are answered but there are some mistakes in the answers.
4	Very Good	All questions are answered but there are a few mistakes.
5	Excellent	All questions are answered perfectly including his/her opinion.

Test 4 | Describing a Picture**✎ 5 points 🕒 3 minutes**

Directions: Look at the picture and the questions below. 30 seconds are given to you. After that, your teacher will give you a cue. Describe the picture. Use the questions below for help. 2 minutes are given to finish the description.



Question 1) Where is the girl?

Question 2) What is she doing?

Question 3) What does she look like?

Question 4) What is the weather like?

Definition of the points:

<i>Point</i>	Description	Definition
0	Needs to study from the basic	No description.
1	Needs much more improvement	Described the picture by giving very few details: the student shows limited vocabulary and grammar knowledge.
2	Needs more improvement	Described the picture mentioning most items in the picture, but using very simple sentences.
3	Good	Described the picture well, in detail, but with some grammatical and pronunciation mistakes.
4	Very Good	Described the picture well, with only a few grammatical mistakes.
5	Excellent	Provided an accurate and grammatically correct description.

Test 5 | Conversation Questions **10 points**  **7 minutes**

Directions: Your teacher will ask you 3 questions. You will have 2 minutes to answer each question.

Definition of the points:

<i>Point</i>	<i>Description</i>	<i>Definition</i>
0	Needs to study from the basic	No answer.
2	Needs much more improvement	Hardly answered.
4	Needs more improvement	Answered the questions in a very simple way.
6	Good	Answered the questions, many grammatical mistakes.
8	Very Good	Answered the questions, few mistakes.
10	Excellent	Answered the questions perfectly.

Result | Your Score **3-5 minutes**

Directions: Your teacher will give you the score. It represents your Engoo English speaking level. If you want to take the review lesson for this speaking test, ask your teacher to do it in your next lesson.

Score	ENGOO LEVEL	Description
6 - 11 points	ENGOO level 2	The student can read with few pronunciation mistakes, good pace and intonation.
12 - 17 points	ENGOO level 3	The student can read with few pronunciation mistakes and use familiar everyday expressions and basic phrases.
18 - 23 points	ENGOO level 4	The student can introduce him/herself and others and can ask and answer questions about personal details.
24 - 27 points	ENGOO level 5	The student can understand sentences and communicate well with few grammatical mistakes.
28 - 30 points	ENGOO level 6	The student uses a wide range of vocabulary and constructs grammatically-correct sentences.

Thank you for taking this speaking test. We are hoping for your further improvement. Good luck!

Appendix | Time Table **How to manage your time?**

Directions: This speaking test is executed based on the following time table.

Activity	Duration
Test 1	2 minutes
Test 2	5 minutes
Test 3	3 minutes
Test 4	3 minutes
Test 5	7 minutes
Result and simple review	3-5 minutes